



# My Visit to The Braid Arts Centre

Pre-Visit Guide Series

[www.midandeastantrim.gov.uk](http://www.midandeastantrim.gov.uk)



**Mid & East  
Antrim**  
Borough Council

# Contents

Page Title	Page Number
Welcome to The Braid Arts Centre	4
Getting Here	5
Arriving Here	6
Finding Your Way Around	7
<b>Upper Ground Floor</b>	
The Reception Area	9
The Studio Theatre	10
The Learning Zone	11
<b>Level 2</b>	
The Braid Theatre	12
The Workshop Rooms	15
Opening Hours	16
Useful Information	17



# Welcome

A low-angle, upward-looking photograph of a highly ornate ceiling. The ceiling features a central teal-colored panel surrounded by a wide, white-painted border. This border is decorated with intricate, raised gold leaf carvings of a repeating scroll and floral motif. The perspective creates a sense of height and grandeur, with the lines of the ceiling converging towards the top corners.

# Welcome to The Braid Arts Centre

Everyone feels different when visiting a new place or trying something new. There are new sounds and smells, and you may not know what to expect. This guide will help you get ready for your trip.

It will:

- Tell you how to get to and enter The Braid Arts Centre.
- Introduce you to some of the people who work here.
- Explain how to find your way around.
- Show you some of the things that you can do when you visit. We are here to help.

Here are some of the staff you might meet on your visit. They are our Autism Champions. You can ask them for help while you are with us.





# Getting Here

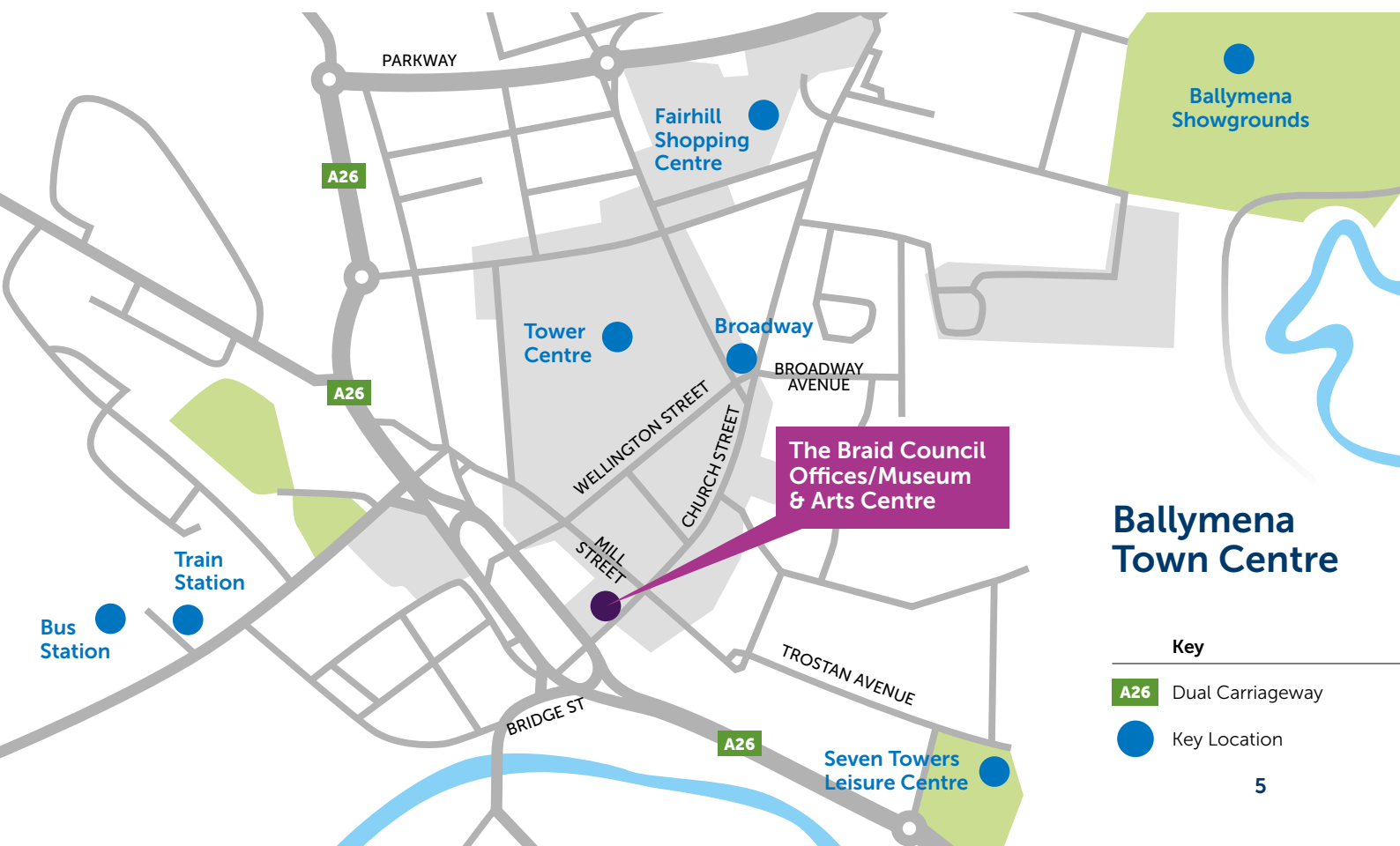
The Braid Arts Centre is in Ballymena town centre. It is situated at the junction of Linenhall Street and Bridge Street, beside Ballymena Town Hall.

If you are visiting by car you can park at the main Church Street car park which is directly opposite the Braid centre. You will need to cross the road at the traffic lights.

You can get to the Braid Arts Centre by bus or by train. You can walk from the bus stop or from the train station to get to the centre.

The Braid is a 10-minute walk from Ballymena Railway Station and Bus Depot:

- Upon leaving the station, turn left along Galgorm Road.
- At the end of the Galgorm Road at the major road junction, cross the Galgorm Road, then the North Road.
- Follow the North Road until it ends.
- Turn right and cross the Linenhall Road.
- The entrance to The Braid is found along Bridge Street.




# Arriving Here

This is the entrance that will take you into The Braid Arts Centre. It is on Bridge Street. It is glass fronted and has sliding doors which open by themselves.

When you enter, you will be on the ground level, with the toilets on the right as you walk in. This is also where our baby changing facilities are found.

On the left you will find reception where the staff will be happy to help with any questions you may have.



# Finding Your Way Around

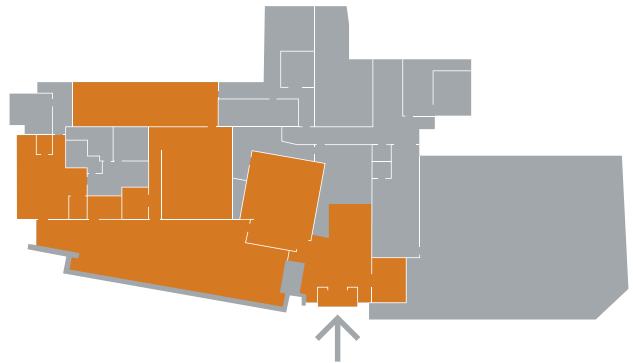
There are three floors in the building. The Arts Centre is on the first second and third floors.

This is colour-coded on the map below, and throughout this guide.

There are staircases, ramps and lifts to help you get around the various parts of the building. There is plenty of signage and staff will always be happy to help you find your way.

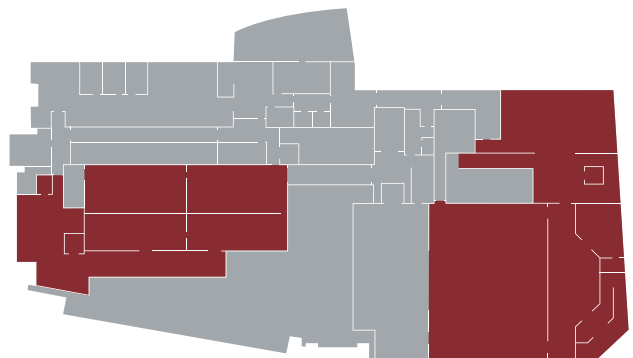
## Upper Ground Floor (UG)

- Reception
- Learning Zone
- Studio Theatre
- Atrium
- Toilets
- Lifts



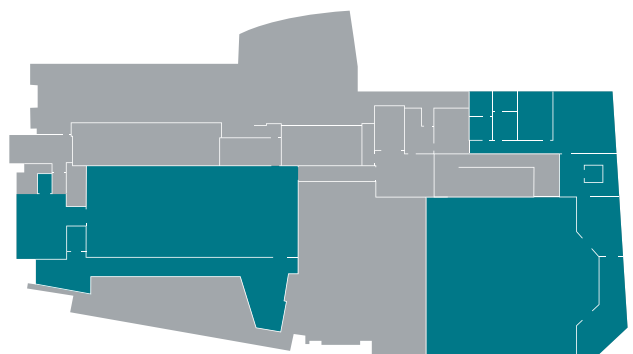
## Level Two (L2)

- Theatre
- Theatre Bar
- Wet and Dry Workshops
- Lifts

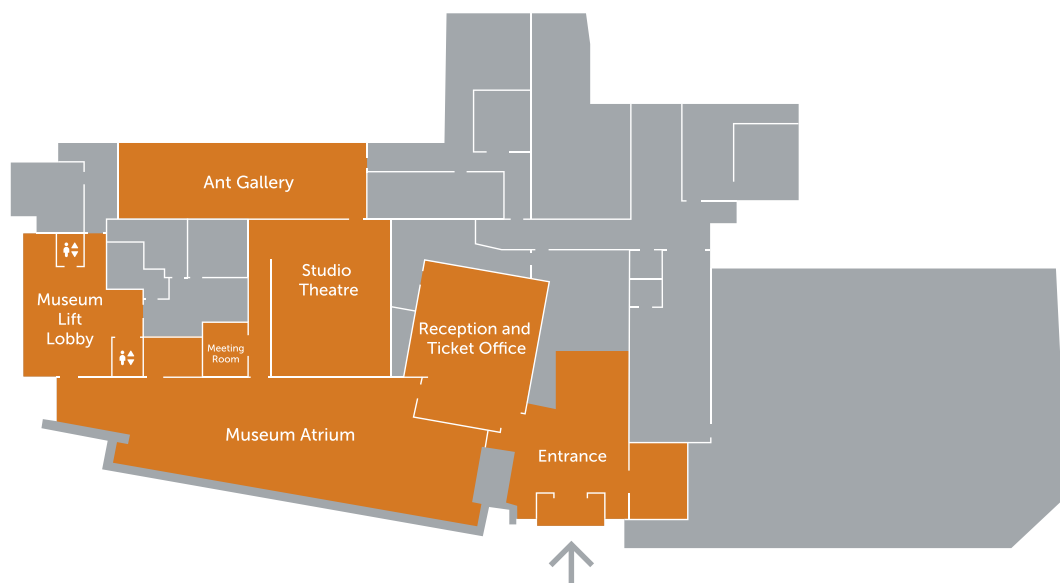


## Level Three (L3)

- Theatre Balcony
- Changing Rooms



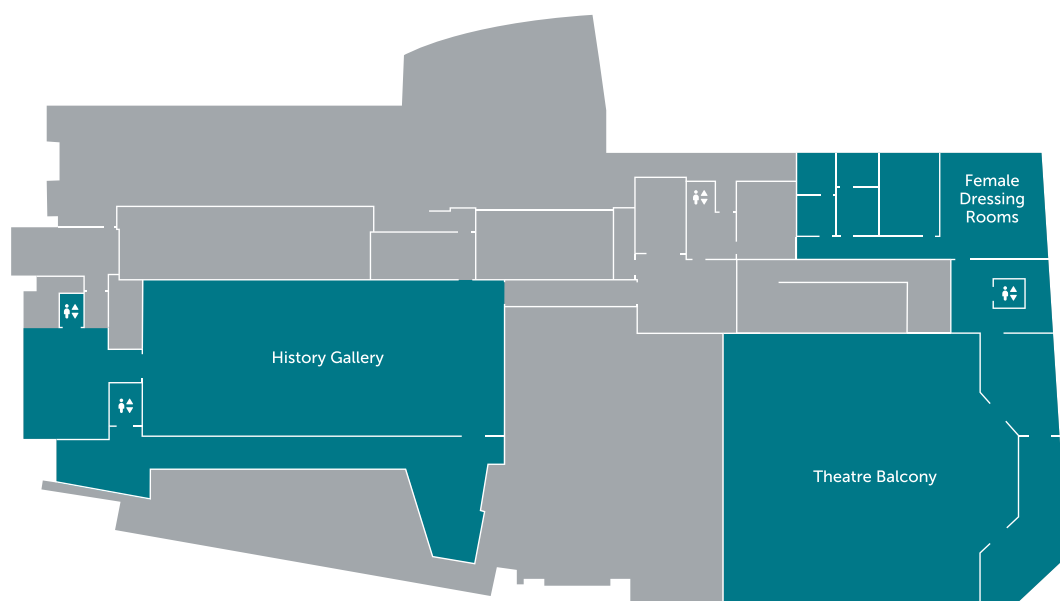
# UG



# L2



# L3





# Finding Your Way Around The Reception Area

In this area is a reception desk and a small shop. When you enter, staff will greet you at the reception desk.

You might need to check in or buy a ticket for a special activity. At busy times, there may be queue. Our staff are friendly and can help you with your visit. They can point you in the right direction for where you want to go.

From the reception area, you will go to a different area of the building, depending on what you would like to see.



# Finding Your Way Around The Studio Theatre

## The Atrium

To get to the museum you will turn left from reception into The Atrium. This is a large glass fronted area which looks out onto the street. The ceiling is very high and there is some special artwork which hangs from the ceiling. There is a large blue wall which features pictures of objects in the museum collection. Follow the blue river on the floor to the lifts, stairs and further toilets.

## The Studio Theatre

You will find the Studio Theatre to the right of the blue wall in a corridor running behind. There are talks, performances and films screenings that take place in the Studio Theatre. There can be bright lights and loud sounds depending on what is on.





# Finding Your Way Around The Learning Zone

The Learning Zone is beside the Studio Theatre. It's a large room used for workshops and meetings.

This is a room with capacity for approximately 30 people in lecture style rows, or round table style for conferences. The room is extremely well equipped. Sometimes there will be a TV screen for meetings. The room is easily accessible.





# Finding Your Way Around The Braid Theatre

To get to the theatre you need to go up a set of stairs as you enter the Braid. You can also use the lift.

At the top of the stairs there is a set of double doors to your right.



## The Long Staircase

Through the doors you will see a long staircase which takes you to the theatre. At the back of this room is a lift to take you to the theatre bar and theatre entrance.



## Lift & Toilets

Beside the lifts there are toilets.



## Finding Your Way Around The Braid Theatre

### The Theatre Bar

The bar can be noisy and can have strong cooking smells if food is being served. There will be lots of noise as people arrive at the theatre and during the interval.



### Window Artworks

Before you go into the theatre you will see some colour artwork on the windows.





## Finding Your Way Around The Braid Theatre

### The Braid Theatre

This is a big room used for talks, conferences, banqueting and performances. Sometimes there can be bright theatre lights and loud sounds depending on what's on, and occasionally flashing lights.

During the year there are relaxed performances on offer. There will be fewer people in the theatre, whilst sound and lights will be less loud and bright.





# Finding Your Way Around The Workshop Rooms

## Workshop Corridor

Sometimes art, music and craft workshops are held in our special dry and wet art workshop rooms.

To get there:

- Take the stairs or lift to the upper ground floor.
- At the back of the room, go through a door on the left.
- This will take you to a corridor where you will see red ant artwork on the walls.



## Wet & Dry Workshop

At the bottom of the corridor there are two doors. One leads to the Wet Workshop and the other to the Dry Workshop. Depending on the class or workshop, there might be strong smells from art materials as well as some noise.



# Opening Hours

## Opening Hours

Monday	10am-4pm
Tuesday	10am-4pm
Wednesday	10am-4pm
Thursday	10am-4pm
Friday	10am-4pm
Saturday	10am-4pm
Sunday	Closed

## Exceptional Closures

- Bank holidays
- Public holidays

## Contact Details

The Braid Ballymena Town Hall  
Museum & Arts Centre  
1-29 Bridge Street  
Ballymena  
BT43 5EJ

Tel: 028 2563 5077

Fax: 028 2563 5058

[tic.reception@midandeantrim.gov.uk](mailto:tic.reception@midandeantrim.gov.uk)





# Useful Information

## Fire Alarms

If a fire alarm sounds, please make your way to the nearest fire exit. Staff will be there to help you to the meeting point. Do not use the lift.

## Quiet Areas

You will hear some noise in the museum gallery. If at any point you require a quiet space, please ask a member of staff at reception to show you where to go.

## Websites

### What's on

[www.shapedbyseaandstone.com/whats-on](http://www.shapedbyseaandstone.com/whats-on)

### Social media

[www.facebook.com/MEABoroughCouncil](http://www.facebook.com/MEABoroughCouncil)





## Useful Information

Thank you for reading our guide. We are looking forward to seeing you soon.

All staff will be able to help you while in the building, or using any of the facilities if needed.

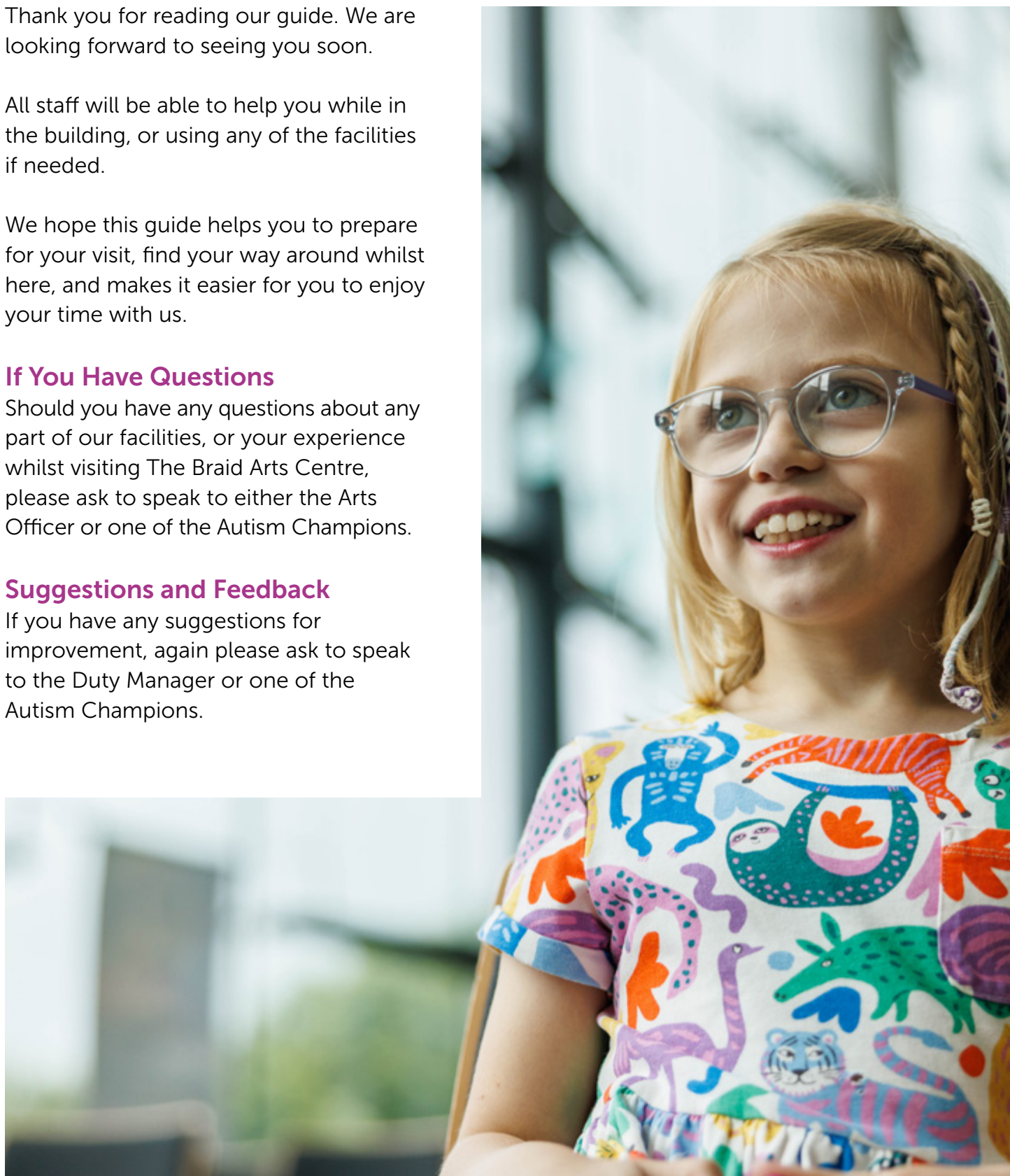
We hope this guide helps you to prepare for your visit, find your way around whilst here, and makes it easier for you to enjoy your time with us.

### If You Have Questions

Should you have any questions about any part of our facilities, or your experience whilst visiting The Braid Arts Centre, please ask to speak to either the Arts Officer or one of the Autism Champions.

### Suggestions and Feedback

If you have any suggestions for improvement, again please ask to speak to the Duty Manager or one of the Autism Champions.





**The Braid Ballymena Town Hall  
Museum & Arts Centre**

1-29 Bridge Street  
Ballymena  
BT43 5EJ

Tel: 028 2563 5077

Fax: 028 2563 5058

[tic.reception@midandeantrim.gov.uk](mailto:tic.reception@midandeantrim.gov.uk)

[www.midandeantrim.gov.uk](http://www.midandeantrim.gov.uk)